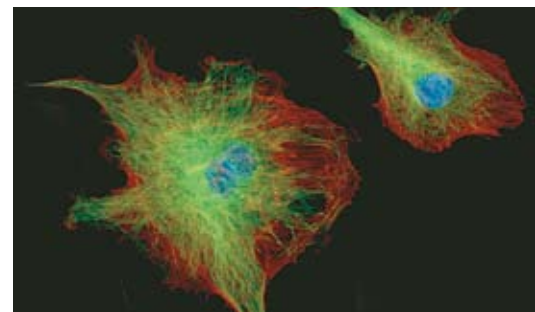

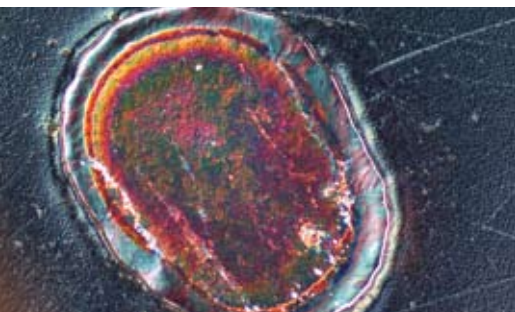




ProgRes® CapturePro Software

Advance your image results



Strong software - simply ingenious

Whether for simple image documentation or demanding image analysis: with merely three mouse clicks you can optimize your images - thanks to the automatic functions included in ProgRes® CapturePro software.

Benefits

- CapturePro is included in the delivery of ProgRes® microscope cameras
- For Microsoft Windows and Apple Macintosh OS
- Free updates for registered users
- Stand-alone software and TWAIN Plug-In
- Optional software development kit (SDK)

Optimal image quality for ProgRes® cameras

CapturePro supports the excellent quality of ProgRes® microscope cameras and delivers optimal image quality and reproducible results. Calibrations and image correction matrices, for example, shadings can be individually generated for your camera and are saved in your own user profile.

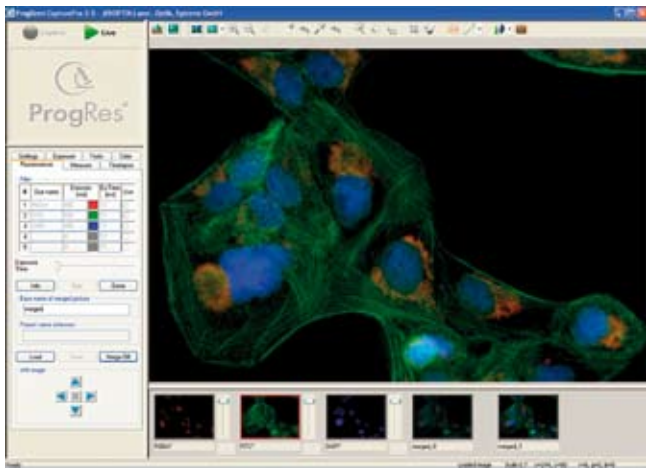
Features

- Multi-fluorescence mode
- Programmable resolution
- Individual user profiles
- Measurement capabilities
- Continuous automatic exposure control
- Time-lapse
- Shading calibrations
- Multi-camera operation
- Multi-focus
- Image annotations

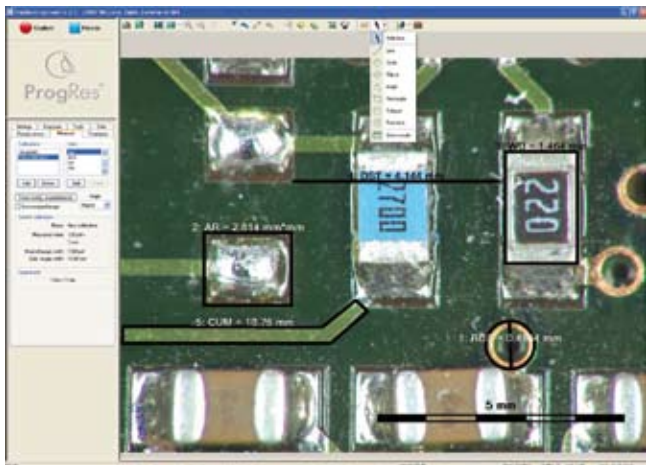
ProgRes® CapturePro Software

Advance your image results

Features & Specifications



Fluorescence mode: merging of multi-fluorescence images



Easy-to-use tools for measurement and annotation

Multi-Fluorescence mode

- Definition of up to 5 color filters
- Guided workflow for capturing multi-fluorescence images
- Auto-fluorescence reduction
- DIC-images overlay

User preferences and profiles

- Storage of individual user settings
- Simultaneous connection of up to 5 cameras to one computer

Programmable resolution

- Various image resolutions
- ROI and crop functionality
- Microscanning

Live-image functionality

- Rotate/ mirror
- Focus tool
- Automatic exposure control

Measurements

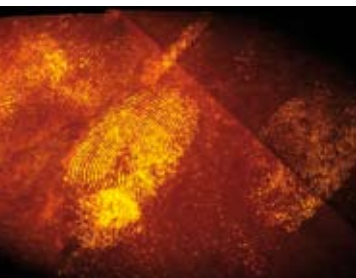
- Performed in live-image mode
- Calibration options
- Various measurement tools
- Storage with the captured image
- Reproducible data
- Annotations

Multi-focus (Z-Stacking)

- Capture a number of images from several planes within life image
- Multi-focus combines the sharp areas of each plane to create an image that is sharp throughout

Time lapse

- Adjustment of delay and duration of capture sequences
- Storage as movie file



Hardware requirements

- PC: MS WIN 2000/ XP/ Vista
- MAC: OS X 10.4 or higher
- 3 GHz CPU, 1 GB RAM, 64 MB graphics, FireWire a or USB 2.0

It is our policy to constantly improve the design and specifications of our products. Accordingly, the details represented herein cannot be regarded as final and binding.



JENOPTIK | Optical Systems
 Digital Imaging Business Unit
 JENOPTIK Laser, Optik, Systeme GmbH
 Goeschwitzer Strasse 25 | 07745 Jena | Germany
 Phone +49 3641 65-3083 | Fax -2144
 progres@jenoptik.com | www.progres-camera.com

Liebmann Optical Company, Inc.
 1 Industrial Parkway | Easthampton, MA 01027 | USA
 Phone +1 413 527 0079 Ext. 300 | Fax +1 413 527 5132
 progres@jenoptik.com | www.progres-camera.com